



## Responsibilities of Management and Those Charged with Governance for the Standalone Financial Statements

The Company's Board of Directors is responsible for the matters stated in section 134(5) of the Companies Act, 2013 (the Act) with respect to the preparation of these standalone financial statements that give a true and fair view of the financial position, financial performance, changes in equity, cash flows of the Company in accordance with the accounting principles generally accepted in India, including the Indian Accounting Standards (Ind AS) specified under section 133 of the Act, read together with relevant rules issued there under and relevant provisions of the Act. This responsibility also includes maintenance of adequate accounting records in accordance with the provisions of the Act for safeguarding the assets of the Company and for preventing and detecting frauds and other irregularities; selection and application of appropriate accounting policies; making judgments and estimates that are reasonable and prudent; and design, implementation and maintenance of adequate internal financial controls, that were operating effectively for ensuring the accuracy and completeness of the accounting records, relevant to the preparation and presentation of the standalone financial statements that give a true and fair view and are free from material misstatement, whether due to fraud or error.

In preparing the financial statements, management is responsible for assessing the Company's ability to continue as a going concern, disclosing, as applicable, matters related to going concern and using the going concern basis of accounting unless management either intends to liquidate the Company or to cease operations, or has no realistic alternative but to do so.

Those Board of Directors are also responsible for overseeing the Company's financial reporting process.

### Auditor's Responsibilities for the Audit of the Financial Statements

Our objectives are to obtain reasonable assurance about whether the financial statements as a whole are free from material misstatement, whether due to fraud or error, and to issue an auditor's report that includes our opinion. Reasonable assurance is a high level of assurance, but is not a guarantee that an audit conducted in accordance with SAs will always detect a material misstatement when it exists. Misstatements can arise from fraud or error and are considered material if, individually or in the aggregate, they could reasonably be expected to influence the economic decisions of users taken on the basis of these financial statements.

### Report on Other Legal and Regulatory Requirements


1. As required by the Companies (Auditor's report) Order, 2019 ("the Order") issued by the Central Government of India in terms of sub-section (11) of section 143 of the Act, we give in the "Annexure 1" a statement on the matters specified in paragraphs 3 and 4 of the Order.
2. As required by section 143 (3) of the Act, we report that:
  - (a) We have sought and obtained all the information and explanations which to the best of our knowledge and belief were necessary for the purpose of our audit;
  - (b) In our opinion, proper books of account as required by law have been kept by the Company so far as it appears from our examination of those books;
  - (c) The Balance Sheet, Statement of Profit and Loss, and Cash Flow Statement dealt with by this Report are in agreement with the books of account;
  - (d) In our opinion, the aforesaid financial statements comply with the Accounting Standards specified under section 133 of the Act, read with Rule 7 of the Companies (Accounts) Rules, 2014;
  - (e) On the basis of written representations received from the directors as on March 31, 2019, and taken on record by the Board of Directors, none of the directors is disqualified as on March 31, 2019, from being appointed as a director in terms of section 164 (2) of the Act;
  - (f) With respect to the adequacy of the internal financial controls over financial reporting of the Company and the operating effectiveness of such controls, refer to our separate Report in "Annexure 2" to this report.



(g) With respect to the other matters to be included in the Auditor's Report in accordance with Rule 11 of the Companies (Audit and Auditors) Rules, 2014, in our opinion and to the best of our information and according to the explanations given to us:

- i. The Company does not have any pending litigations which would impact its financial position.
- ii. The Company did not have any long-term contracts including derivative contracts for which there were any material foreseeable losses.
- iii. There were no amounts which were required to be transferred to the Investor Education and Protection Fund by the Company

**For Gupta Navin K. & Co.,**  
**Firm Registration Number :006263C**  
**Chartered Accountants**



**NK Gupta**  
**Partner**  
M.No. 075030



Gwalior: Dated: 02<sup>nd</sup> April, 2019

**Annexure 1 referred to in paragraph 1 under the heading "Report on other Legal and regulatory requirements" of our report of even date**

**Re: Hathway Mantra Cable & Datacom Private Limited**

(i) In respect of its Fixed Assets:

(a) The Company has maintained proper records showing full particulars including quantitative details and situation of fixed assets except the following:

- location-wise particulars of some of the Distribution Equipments like cabling and other line equipments. As explained to us, nature of such assets is such that maintaining location-wise particulars is impractical; and

- location-wise particulars of Access Devices with the subscribers / local cable operators.

As confirmed by the management, such records have not been updated in certain cases to record movement of assets from one location to another and hence to that extent, location-wise particulars are to be updated.

(b) Fixed assets were physically verified during the year, except the following:

- Access Devices with the subscribers / local cable operators; and

- Distribution Equipments like cabling and other line equipments.

The Company has initiated the process of reconciliation of book records with physical verification. However, in absence of updated location-wise particulars of certain assets, actual discrepancies, if any, are yet to be ascertained.

In our opinion, frequency and procedure for verification of Distribution Equipments, Access Devices and certain Headend Equipments under control of local cable operators and subsequent reconciliation with book records need to be strengthened.

(c) As the company does not have any immovable property hence this clause is not applicable.

(ii) The Company does not have any inventory and therefore this clause is not applicable to the Company.

(iii) According to the information and explanations given to us, the Company has not granted any loans, secured or unsecured to companies, firms, Limited Liability Partnerships or other parties covered in the register maintained under section 189 of the Companies Act, 2013. Accordingly, the provisions of clause 3(iii)(a), (b) and (c) of the Order are not applicable to the Company and hence not commented upon.


(iv) In our opinion and according to the information and explanations given to us, there are no loans, investments, guarantees, and securities granted in respect of which provisions of section 185 and 186 of the Companies Act 2013 are applicable and hence not commented upon.

(v) The Company has not accepted any deposits from the public and hence the directives issued by the Reserve Bank of India and the provisions of Sections 73 to 76 or any other relevant provisions of the Act and the Companies (Acceptance of Deposit) Rules, 2015 with regard to the deposits accepted from the public are not applicable.

(vi) It is informed to us that company is not covered under Companies (Cost accounting records) Rules, 2011 prescribed by the Central Government under sub-section (1) of section 148 of the Companies Act, 2013.

(vii) In respect of statutory dues:

(a) The Company is generally regular in depositing with appropriate authorities undisputed statutory dues including provident fund, investor education and protection fund, employees' state insurance, income-




tax, sales-tax, Goods & Services Tax, wealth-tax, service tax, customs duty, excise duty, cess and other material statutory dues applicable to it.

- (b) According to the information and explanations given to us, no undisputed amounts payable in respect of provident fund, investor education and protection fund, employees' state insurance, income-tax, service tax, sales-tax, Goods & Services Tax, customs duty, excise duty, cess and other undisputed statutory dues were outstanding, at the year end, for a period of more than six months from the date they became payable.
- (c) According to the information and explanation given to us, there are no dues of Sales Tax, Goods & Services Tax, Income tax, custom duty, excise duty and cess which have not been deposited on account of any dispute.
- (viii) In our opinion and according to the information and explanations given to us, the Company has not defaulted in the repayment of dues to banks. The Company has not taken any loan either from financial institutions or from the government and has not issued any debentures.
- (ix) Based upon the audit procedures performed and the information and explanations given by the management, the company has not raised moneys by way of initial public offer or further public offer including debt instruments and term Loans. Accordingly, the provisions of clause 3 (ix) of the Order are not applicable to the Company and hence not commented upon
- (x) Based upon the audit procedures performed for the purpose of reporting the true and fair view of the financial statements and according to the information and explanations given by the management, we report that no fraud by the Company or no fraud on the company by the officers and employees of the company has been noticed or reported during the year.
- (xi) Based upon the audit procedures performed and the information and explanations given by the management, the managerial remuneration has been paid or provided in accordance with the requisite approvals mandated by the provisions of section 197 read with Schedule V to the Companies Act;
- (xii) In our opinion, the Company is not a Nidhi Company. Therefore, the provisions of clause 3 (xii) of the Order are not applicable to the Company.
- (xiii) In our opinion, all transactions with the related parties are in compliance with section 177 and 188 of Companies Act, 2013 and the details have been disclosed in the Financial Statements as required by the applicable accounting standards.
- (xiv) Based upon the audit procedures performed and the information and explanations given by the management, the company has not made any preferential allotment or private placement of shares or fully or partly convertible debentures during the year under review. Accordingly, the provisions of clause 3 (xiv) of the Order are not applicable to the Company and hence not commented upon.
- (xv) According to the informations and explanations given by the management, the company has not entered into any non-cash transactions with directors or persons connected with him as referred to in section 192 of the Companies Act 2013.
- (xvi) According to the information and explanations given to us, the provisions of section 45-IA of the Reserve Bank of India Act, 1934 are not applicable to the Company.

**For Gupta Navin K. & Co.,**

**Firm Registration Number: 006263C**

**Chartered Accountants**



**NK Gupta**  
**Partner**

Membership No. 075030

Gwalior: Dated: 02<sup>nd</sup> April, 2019

**Annexure 2 to the independent auditor's report of even date on the financial statements of Hathway Mantra Cable & Datacom Private Limited**

**Report on the Internal Financial Controls under Clause (i) of Sub-section 3 of Section 143 of the Companies Act, 2013 ("the Act")**

We have audited the internal financial controls over financial reporting of **Hathway Mantra Cable & Datacom Private Limited** ("the Company") as of March 31, 2019 in conjunction with our audit of the financial statements of the Company for the year ended on that date.

**Management's Responsibility for Internal Financial Controls**

The Company's Management is responsible for establishing and maintaining internal financial controls based on the internal control over financial reporting criteria established by the Company considering the essential components of internal control stated in the Guidance Note on Audit of Internal Financial Controls Over Financial Reporting issued by the Institute of Chartered Accountants of India. These responsibilities include the design, implementation and maintenance of adequate internal financial controls that were operating effectively for ensuring the orderly and efficient conduct of its business, including adherence to the Company's policies, the safeguarding of its assets, the prevention and detection of frauds and errors, the accuracy and completeness of the accounting records, and the timely preparation of reliable financial information, as required under the Companies Act, 2013.

**Auditor's Responsibility**

Our responsibility is to express an opinion on the Company's internal financial controls over financial reporting based on our audit. We conducted our audit in accordance with the Guidance Note on Audit of Internal Financial Controls Over Financial Reporting (the "Guidance Note") and the Standards on Auditing as specified under section 143(10) of the Companies Act, 2013, to the extent applicable to an audit of internal financial controls, both applicable to an audit of Internal Financial Controls and, both issued by the Institute of Chartered Accountants of India. Those Standards and the Guidance Note require that we comply with ethical requirements and plan and perform the audit to obtain reasonable assurance about whether adequate internal financial controls over financial reporting was established and maintained and if such controls operated effectively in all material respects.

Our audit involves performing procedures to obtain audit evidence about the adequacy of the internal financial controls system over financial reporting and their operating effectiveness. Our audit of internal financial controls over financial reporting included obtaining an understanding of internal financial controls over financial reporting, assessing the risk that a material weakness exists, and testing and evaluating the design and operating effectiveness of internal control based on the assessed risk. The procedures selected depend on the auditor's judgement, including the assessment of the risks of material misstatement of the financial statements, whether due to fraud or error.

We believe that the audit evidence we have obtained is sufficient and appropriate to provide a basis for our audit opinion on the internal financial controls system over financial reporting.

**Meaning of Internal Financial Controls Over Financial Reporting**

A company's internal financial control over financial reporting is a process designed to provide reasonable assurance regarding the reliability of financial reporting and the preparation of financial statements for external purposes in accordance with generally accepted accounting principles. A company's internal financial control over financial reporting includes those policies and procedures that (1) pertain to the maintenance of records that, in reasonable detail, accurately and fairly reflect the transactions and dispositions of the assets of the company; (2) provide reasonable assurance that transactions are recorded as necessary to permit preparation of financial statements in accordance with generally accepted accounting principles, and that receipts and expenditures of the company are being made only in accordance with authorisations of management and directors of the company; and (3) provide reasonable assurance regarding prevention or timely detection of unauthorised acquisition, use, or disposition of the company's assets that could have a material effect on the financial statements.




## **Inherent Limitations of Internal Financial Controls Over Financial Reporting**

Because of the inherent limitations of internal financial controls over financial reporting, including the possibility of collusion or improper management override of controls, material misstatements due to error or fraud may occur and not be detected. Also, projections of any evaluation of the internal financial controls over financial reporting to future periods are subject to the risk that the internal financial control over financial reporting may become inadequate because of changes in conditions, or that the degree of compliance with the policies or procedures may deteriorate.

### **Opinion**

In our opinion, the Company has, in all material respects, an adequate internal financial controls system over financial reporting and such internal financial controls over financial reporting were operating effectively as at March 31, 2019, based on the internal control over financial reporting criteria established by the Company considering the essential components of internal control stated in the Guidance Note on Audit of Internal Financial Controls Over Financial Reporting issued by the Institute of Chartered Accountants of India.

**For Gupta Navin K. & Co.,**  
**Firm Registration Number :006263C**  
**Chartered Accountants**



**NK Gupta**  
**Partner**

M.No. 075030

Gwalior: Dated: 02<sup>nd</sup> April, 2019



**HATHWAY MANTRA CABLE & DATACOM PRIVATE LIMITED**


CIN U64204MH2007PTC173624

**BALANCE SHEET AS AT MARCH 31, 2019**

(All Amounts are Rupees in Lakhs unless otherwise stated)

Particulars	Note No.	As at	
		March 31, 2019	March 31, 2018
<b>ASSETS</b>			
<b>Non-Current Assets</b>			
(a) Property, Plant and Equipment	2.01	91.31	93.14
(b) Deferred Tax Assets (Net)	2.02	-	-
(c) Other Non-Current Assets	2.03	61.64	71.70
<b>Total Non-Current Assets</b>		<b>152.95</b>	<b>164.84</b>
<b>Current Assets</b>			
(a) Financial Assets			
Trade Receivables	2.04	247.36	137.77
Cash and Cash Equivalents	2.05	282.13	451.21
Loans	2.06	6.84	6.84
(b) Current Tax Assets (Net)	2.07	84.21	97.31
(c) Other Current Assets	2.03	157.49	74.02
<b>Total Current Assets</b>		<b>778.03</b>	<b>767.15</b>
<b>Total Assets</b>		<b>930.98</b>	<b>931.99</b>
<b>EQUITY AND LIABILITIES</b>			
<b>Equity</b>			
(a) Equity Share Capital	2.08	1.00	1.00
(b) Other Equity	2.09	(1,872.00)	(1,276.85)
<b>Total Equity</b>		<b>(1,871.00)</b>	<b>(1,275.85)</b>
<b>Non-Current Liabilities</b>			
(a) Financial Liabilities			
Borrowings	2.10	750.30	672.92
<b>Total Non-Current Liabilities</b>		<b>750.30</b>	<b>672.92</b>
<b>Current Liabilities</b>			
(a) Financial Liabilities			
Trade Payables			
Total outstanding dues of micro enterprises and small enterprises	2.11	-	-
Total outstanding dues of creditors other than micro enterprises and small enterprises		1,962.52	1,438.73
Other Financial Liabilities	2.12	53.69	54.16
(b) Other Current Liabilities	2.13	35.47	42.03
<b>Total Current Liabilities</b>		<b>2,051.68</b>	<b>1,534.92</b>
		<b>930.98</b>	<b>931.99</b>
Summary of Significant Accounting Policies	1.00		
Refer accompanying notes. These notes are integral part of the financial statements.			

As per our report of even date  
For Gupta Navin K. & Co.  
Chartered Accountants  
Firm's Registration No. 006263C

  
NK Gupta  
Partner  
Membership No. 075030



For and on behalf of the Board of Directors of  
Hathway Mantra Cable & Datacom Private Limited

  
Sunil Sethi  
Director  
DIN : 07777524

  
Mayur Govindbhai Kanani  
Director  
DIN : 08590372

Place : Gwalior  
Date : 02.04.2019

Place : Mumbai  
Date : 02.04.2019



**HATHWAY MANTRA CABLE & DATACOM PRIVATE LIMITED**

CIN U64204MH2007PTC173624

**STATEMENT OF PROFIT AND LOSS FOR THE YEAR ENDED MARCH 31, 2019**

(All Amounts are Rupees in Lakhs unless otherwise stated)

Particulars	Note No.	Year Ended	
		March 31, 2019	March 31, 2018
<b>INCOME</b>			
Revenue from Operations	3.01	1,552.41	1,454.60
Other Income	3.02	9.24	0.05
<b>Total Income</b>		<b>1,561.65</b>	<b>1,454.65</b>
<b>EXPENDITURE</b>			
Operational Expenses	3.03	1,904.03	1,747.89
Employee Benefits Expense	3.04	71.84	71.34
Finance Cost	3.05	78.48	70.02
Depreciation and Amortization	3.06	7.17	7.87
Other Expenses	3.07	95.28	337.03
<b>Total Expense</b>		<b>2,156.80</b>	<b>2,234.15</b>
<b>Net Profit / (Loss) before Tax</b>		<b>(595.15)</b>	<b>(779.51)</b>
Tax Expense:			
Current Tax		-	-
Deferred Tax		-	-
<b>Net Profit / (Loss) for the Year (A)</b>		<b>(595.15)</b>	<b>(779.51)</b>
<b>Other Comprehensive Income (B)</b>		-	-
<b>Total Comprehensive Income / (Loss) for the Year, net of Tax (A+B)</b>		<b>(595.15)</b>	<b>(779.51)</b>
Earnings/(Loss) per equity share (face value of Rs. 10/- each)			
Weighted Average Number of Shares		10,000	10,000
Basic (in Rs.)		(5,951.51)	(7,795.10)
Diluted (in Rs.)		(5,951.51)	(7,795.10)
Summary of Significant Accounting Policies statements.	1.00		

As per our report of even date  
For Gupta Navin K. & Co.  
Chartered Accountants  
Firm's Registration No. 006263C

NK Gupta  
Partner  
Membership No. 075030



For and on behalf of the Board of Directors of  
Hathway Mantra Cable & Datacom Private Limited

*Sunil Sethi*  
Sunil Sethi  
Director  
DIN : 07777524

*Mayur Govindbhai Kanani*  
Mayur Govindbhai Kanani  
Director  
DIN : 06590372

Place : Gwalior  
Date : 02.04.2019

Place : Mumbai  
Date : 02.04.2019

**HATHWAY MANTRA CABLE & DATACOM PRIVATE LIMITED**

CIN U64204MH2007PTC173624

**CASH FLOW STATEMENT FOR THE YEAR ENDED MARCH 31, 2019**

(All Amounts are Rupees in Lakhs unless otherwise stated)

Particulars	Year ended			
	March 31, 2019		March 31, 2018	
<b>1 CASH FLOW FROM OPERATING ACTIVITIES:</b>				
<b>NET PROFIT / (LOSS) BEFORE TAX</b>		(595.15)		(779.51)
<b>A Non-cash Adjustment to Profit/ (Loss) Before Tax:</b>				
Depreciation	7.17		7.87	
Allowance on doubtful debts (Expected Credit Loss)	72.01		161.99	
<b>B Items Considered Separately:</b>				
Unwinding Interest on NPV of Borrowing (IND AS)	77.39		69.40	
Operating Profit before Working Capital		156.57		239.26
		(438.69)		(640.25)
<b>C Change in operating assets and liabilities :</b>				
(Increase) / Decrease in Trade Receivables	(181.61)		(13.70)	
(Increase) / Decrease in Other Current Assets	13.10		(77.66)	
(Increase) / Decrease in Other Assets	(83.47)		98.55	
(Increase) / Decrease in Non Current Assets	10.06		-	
Increase / (Decrease) in Trade Payables	523.79		(11.61)	
Increase / (Decrease) in Other Financial Liabilities	(0.47)		590.26	
Increase / (Decrease) in Other Current Liabilities	(6.56)		34.17	
<b>Net cash flow from/(used in) operating activities (A)</b>		274.84		620.01
		(163.74)		79.76
<b>2 CASH FLOW FROM INVESTING ACTIVITIES:</b>				
Payment for Property, Plant and Equipment	(5.34)		(3.14)	
<b>Net cash flow from/(used in) investing activities (B)</b>		(6.34)		(3.14)
<b>3 CASH FLOW FROM FINANCING ACTIVITIES</b>				
Issue of Share Capital (Including Premium)	-		-	
<b>Net cash flow from/(used in) in financing activities (C)</b>		-		-
<b>Net increase/(decrease) in cash and cash equivalents (A+B+ C)</b>		(169.08)		76.62
Cash and Cash Equivalents at beginning of year		451.21		374.59
Cash and Cash Equivalents at end of year		282.13		451.21
<b>Reconciliation of cash and cash equivalents as per Cash Flow Statement</b>				
Cash and Cash as per above comprising of the following-				
Cash in hand		42.18		29.55
Bank Balance		239.95		421.66
<b>Balance as per statement of Cash flow</b>		282.13		451.21

**Note :**

Above statement has been prepared by using Indirect method as per Ind AS - 7 on Statement of Cash flows

As per our report of even date  
For Gupta Navin K. & Co.  
Chartered Accountants  
Firm's Registration No. 006263C

NK Gupta  
Partner  
Membership No. 075030



For and on behalf of the Board of Directors of  
Hathway Mantra Cable & Datacom Private Limited

Sunil Sethi  
Director  
DIN : 07777524

Mayur Govindbhai Kanani  
Director  
DIN : 06590372

Place: Gwalior  
Date: 02.04.2019

Place: Mumbai  
Date: 02.04.2019

**HATHWAY MANTRA CABLE & DATACOM PRIVATE LIMITED**

CIN U64204MH2007PTC173624

**STATEMENT OF CHANGES IN EQUITY FOR THE YEAR ENDED MARCH 31, 2019**

(All Amounts are Rupees in Lakhs unless otherwise stated)

**A: EQUITY SHARE CAPITAL**

Particulars	Note No.	Amount
As at April 01, 2017	2.08	1.00
Changes in Equity Share Capital		-
Balance at March 31, 2018	2.08	1.00
Changes in Equity Share Capital		-
Balance at March 31, 2019	2.08	1.00

**B: OTHER EQUITY**

Particulars	Quasi Equity	Retained earnings	Total Amount
Balance as on April 01, 2017	209.04	(706.38)	(497.34)
Net Income / (Loss) for the year	-	(779.51)	(779.51)
Balance as on March 31, 2018	209.04	(1,485.89)	(1,276.85)
Net Income / (Loss) for the year	-	(595.15)	(595.15)
Balance as on March 31, 2019	209.04	(2,081.04)	(1,872.00)
Summary of Significant Accounting Policies (Ref. Note No. 1.00)			
Refer accompanying notes. These notes are integral part of the financial statements.			

As per our report of even date  
For Gupta Navin K. & Co.  
Chartered Accountants  
Firm's Registration No. 006263C

NK Gupta  
Partner  
Membership No. 075030



For and on behalf of the Board of Directors of  
Hathway Mantra Cable & Datacom Private Limited

*Sunil Sethi*  
Sunil Sethi  
Director  
Din : 07777524

*Mayur Govindbhai Kanani*  
Mayur Govindbhai Kanani  
Director  
Din : 06590372

Place: Gwalior  
Date : 02.04.2019

Place: Mumbai  
Date : 02.04.2019

**HATHWAY MANTRA CABLE & DATACOM PRIVATE LIMITED**  
**Significant accounting policies and notes on accounts**

**Background**

The Company was originally incorporated on 13th Aug., 2007 as "Hathway JMD Prayag Cable & Datacom Private Limited". The Name of the Company changed to "Hathway Mantra Cable & Datacom Private Limited" for which certificate for change of name was issued by ROC, Maharashtra on 13th May, 2008. The Company operates as an MSO and is engaged in the business of transmission of Cable TV signals in Faridabad district of State Haryana.

**Authorization of financial statements**

The financial statements were authorized for issue in accordance with a resolution of the directors on 02nd April, 2019

**1.00 Summary of significant accounting policies**

This note provides a list of the significant accounting policies adopted in the presentation of these financial statements.

**1.01 Basis of Preparation**

(i) Compliance with Ind AS

The standalone financial statements comply in all material aspects with Indian Accounting Standards ("Ind AS") notified under Section 133 of the Companies Act, 2013 ("the Act"), and relevant rules issued thereunder. In accordance with proviso to the Rule 4A of the Companies (Accounts) Rules, 2014, the terms used in these financial statements are in accordance with the definitions and other requirements specified in the applicable Accounting standards.

(ii) Historical cost convention

The financial statements have been prepared on a historical cost basis, except for the following:  
Certain financial assets and liabilities are measured at fair value;

**1.02 Current Versus Non-Current Classification**

The Company presents assets and liabilities in the balance sheet based on current/ non-current classification. An asset is current when it is:

- a) Expected to be realised or intended to sold or consumed in normal operating cycle
- b) Held primarily for the purpose of trading
- c) Expected to be realised within twelve months after the reporting period, or
- d) Cash or cash equivalent unless restricted from being exchanged or used to settle a liability for at least twelve months after the reporting period

All other assets are classified as non-current.

A liability is current when:

- a) It is expected to be settled in normal operating cycle
- b) It is held primarily for the purpose of trading
- c) It is due to be settled within twelve months after the reporting period, or
- d) There is no unconditional right to defer the settlement of the liability for at least twelve months after the reporting period

The Company classifies all other liabilities as non-current.

Deferred tax assets and liabilities are classified as non-current assets and liabilities.

All assets and liabilities have been classified as current or non-current as per the Company's normal operating cycle. Based on the nature of operations, the Company has ascertained its operating cycle as 12 months for the purpose of current/ non-current classification of assets and liabilities.

**1.03 Use Of Judgements, Estimates & Assumptions**

While preparing financial statements in conformity with Ind AS, we make certain estimates and assumptions that require subjective and complex judgments. These judgments affect the application of accounting policies and the reported amount of assets, liabilities, disclosure of contingent liabilities at the statement of financial position date and the reported amount of income and expenses for the reporting period. Financial reporting results rely on our estimate of the effect of certain matters that are inherently uncertain. Future events rarely develop exactly as forecast and the best estimates require adjustments, as actual results may differ from these estimates under different assumptions or conditions. We continually evaluate these estimates and assumptions based on the most recently available information.

Revisions to accounting estimates are recognized in the period in which the estimates are revised and in any future periods affected. In particular, information about significant areas of estimation uncertainty and critical judgments in applying accounting policies that have the most significant effect on the amounts recognized in the financial statements are as below:


- a) Financial instruments;
- b) Provisions;
- c) Evaluation of recoverability of deferred tax assets; and
- d) Contingencies.

**1.04 Leases**

**As a lessee**

Leases of plant and equipment where the company, as lessee, has substantially all the risks and rewards of ownership are classified as finance leases. Finance leases are capitalised at the lease's inception at the fair value of the leased Plant and equipment or, if lower, the present value of the minimum lease payments. The corresponding rental obligations, net of finance charges, are included in borrowings or other financial liabilities as appropriate. Each lease payment is allocated between the liability and finance cost. The finance cost is charged to the statement of profit and loss over the lease period so as to produce a constant periodic rate of interest on the remaining balance of the liability for each period.

Leases in which a significant portion of the risks and rewards of ownership are not transferred to the company as lessee are classified as operating leases. Payments made under operating leases (net of any incentives received from the lessor) are charged to statement of profit and loss on a straight-line basis over the period of the lease unless the payments are structured to increase in line with expected general inflation to compensate for the lessor's expected inflationary cost increases.



**1.05 Property, plant and equipment**

Property, plant and equipment is stated at cost, less accumulated depreciation and accumulated impairment losses. The initial cost of an asset comprises its purchase price, any costs directly attributable to bringing the asset into the location and condition necessary for it to be capable of operating in the manner intended by management.

An item of property, plant and equipment is derecognised upon disposal or when no future economic benefits are expected to arise from the continued use of the asset. Any gain or loss arising on the disposal or retirement of an item of property, plant and equipment is determined as the difference between the sales proceeds and the carrying amount of the asset and is recognised in statement of profit and loss.

**Depreciation on Property, plant and equipment**

Depreciation on Property, Plant and Equipment is provided on straight line method. In accordance with requirements prescribed under Schedule II of Companies Act, 2013, the Company has assessed the estimated useful lives of its Property, Plant and Equipment and has adopted the useful lives and residual value as prescribed in Schedule II except for the cost of STBs at the customer location which are depreciated on straight-line method over a period of eight years based on internal technical assessment.

In case of additions or deletions during the year, depreciation is computed from the month in which such assets are put to use and up to previous month of sale, disposal or held for sale as the case may be. In case of impairment, depreciation is provided on the revised carrying amount over its remaining useful life.

All assets costing up to Rs. 5,000/- are fully depreciated in the year of capitalisation.

The estimated useful lives, residual values and depreciation method are reviewed at the end of each reporting period, with the effect of any changes in estimate accounted for on a prospective basis.

Assets held under finance leases are depreciated over their expected useful lives on the same basis as owned assets.

**1.06 Impairment of Property, Plant and Equipment and Intangible Assets**

Carrying amount of Property, Plant and Equipment and Goodwill are tested for impairment whenever events or changes in circumstances indicate that the carrying amount may not be recoverable. An impairment loss is recognised for the amount by which the asset's carrying amount exceeds its recoverable amount. The recoverable amount is the higher of an asset's fair value less costs of disposal and value in use.

In assessing value in use, the estimated future cash flows are discounted to their present value using a pre-tax discount rate that reflects current market assessments of the time value of money and the risks specific to the asset. In determining fair value less costs of disposal, recent market transactions are taken into account. If no such transactions can be identified, an appropriate valuation model is used.

For the purposes of assessing impairment, assets are grouped at the lowest levels for which there are separately identifiable cash inflows which are largely independent of the cash inflows from other assets or Company's assets.

**1.07 Cash and Cash Equivalents**

Cash and cash equivalents for the purposes of Cash Flow Statement comprise cash at bank and cash in hand.

**1.08 Financial Instruments**

**A. Financial Assets**

**(i) Classification**

The company classifies its financial assets in the following measurement categories:

- those to be measured subsequently at fair value (either through other comprehensive income, or through statement of profit and loss), and
- those measured at amortised cost

The classification depends on the entity's business model for managing the financial assets and the contractual terms of the cash flows.

For assets measured at fair value, gains and losses will either be recorded in statement of profit and loss or other comprehensive income.

**(ii) Measurement**

At initial recognition, the company measures a financial asset at its fair value plus, in the case of a financial asset not at fair value through profit or loss, transaction costs that are directly attributable to the acquisition of the financial asset. Transaction costs of financial assets carried at fair value through profit or loss are expensed in statement of profit and loss.

Changes in the fair value of financial assets at fair value through profit or loss are recognised in other gain/ (losses) in the statement of profit and loss.

Trade receivables are recognised initially at transactional price less provision for impairment.

**(iii) Derecognition**

A financial asset (or, where applicable, a part of a financial asset or part of a group of similar financial assets) is primarily derecognised (i.e. removed from the Company's balance sheet) when the rights to receive cash flows from the asset have expired.

**(iv) Impairment of financial assets**

The company assesses on a forward looking basis the expected credit losses associated with its assets carried at amortised cost. The impairment methodology applied depends on whether there has been a significant increase in credit risk.

For trade receivables only, the company applies the simplified approach permitted by Ind AS 109 Financial Instruments, which requires expected lifetime losses to be recognised from initial recognition of the receivables.



**HATHWAY MANTRA CABLE & DATACOM PRIVATE LIMITED**  
**Significant accounting policies and notes on accounts**

**B. Financial liabilities**

**(i) Initial recognition and measurement**

Financial liabilities are classified, at initial recognition, as financial liabilities at fair value through profit or loss, loans and borrowings, payables, as appropriate.

All financial liabilities are recognised initially at fair value and, in the case of loans and borrowings and payables, net of directly attributable transaction costs.

The Company's financial liabilities include trade and other payables, loans and borrowings.

**(ii) Subsequent measurement**

All financial liabilities are subsequently measured at amortised cost using effective interest method or at FVTPL.

**1.09 Provisions, Contingent Liabilities And Contingent Assets**

Provisions are recognised when the company has a present legal or constructive obligation as a result of past events, it is probable that an outflow of resources embodying economic benefits will be required to settle the obligation and the amount can be reliably estimated. Provisions are not recognised for future operating losses.

Where there are a number of similar obligations, the likelihood that an outflow will be required in settlement is determined by considering the class of obligations as a whole. A provision is recognised even if the likelihood of an outflow with respect to any one item included in the same class of obligations may be small.

Provisions are measured at the present value of management's best estimate of the expenditure required to settle the present obligation at the end of the reporting period. The discount rate used to determine the present value is a current pre-tax rate. The increase in the provision due to the passage of time is recognised as interest expense.

Contingent liabilities are disclosed in the case of:

- a present obligation arising from the past events, when it is not probable that an outflow of resources will be required to settle the obligation;
- a present obligation arising from the past events, when no reliable estimate is possible;
- a possible obligation arising from past events, unless the probability of outflow of resources is remote.

Contingent Assets is disclosed when inflow of economic benefits is probable.

**1.10 Revenue Recognition**

Revenue is recognised to the extent that it is probable that the economic benefits will flow to the Company and the revenue can be measured reliably, regardless of when the payment is being made. Revenue is measured at the fair value of the consideration received or receivable, taking into account contractually defined terms of payment and excluding taxes or duties collected on behalf of the government.

**Income from Rendering of services**

Subscription income includes subscription from Cable Operators relating to cable TV and from broadcasters relating to the placement of channels. Revenue from Operations is recognized on accrual basis based on underlying subscription plan or agreements with the concerned LCOs/ parties.

Subscription Income from Cable TV Operators, is accrued monthly based on number of connections declared by the said operators to the company. In cases where revision of number of connections and / or rate is under negotiations at the time of recognition of revenue, the Company recognizes revenue as per invoice raised. Adjustments for the year, if any, arising on settlement is adjusted against the Revenue. Other cases are reviewed by the management periodically.

The Company collects service tax/ GST on behalf of the government and, therefore, it is not an economic benefit flowing to the Company. Hence, it is excluded from revenue.

**1.11 Taxes on Income**

**Current Tax:**

Tax on income for the current period is determined on the basis on estimated taxable income and tax credits computed in accordance with the provisions of the relevant tax laws and based on the expected outcome of assessments / appeals.

Current income tax relating to items recognised directly in equity is recognised in equity and not in the statement of profit and loss.

Management periodically evaluates positions taken in the tax returns with respect to situations in which applicable tax regulations are subject to interpretation and establishes provisions where appropriate.


**Deferred tax:**

Deferred tax is provided using the balance sheet approach on temporary differences at the reporting date between the tax bases of assets and liabilities and their carrying amounts for financial reporting purposes at the reporting date.

Deferred tax assets are recognised for all deductible temporary differences, the carry forward of unused tax credits and any unused tax losses. Deferred tax assets are recognised to the extent that it is probable that taxable profit will be available against which the deductible temporary differences, and the carry forward of unused tax credits and unused tax losses can be utilised.

The carrying amount of deferred tax assets is reviewed at each reporting date and reduced to the extent that it is no longer probable that sufficient taxable profit will be available to allow all or part of the deferred tax asset to be utilised. Unrecognised deferred tax assets are reassessed at each reporting date and are recognised to the extent that it has become probable that future taxable profits will allow the deferred tax asset to be recovered.

Deferred tax assets and liabilities are measured at the tax rates that are expected to apply in the year when the asset is realised or the liability is settled, based on tax rates (and tax laws) that have been enacted or substantively enacted at the reporting date.



**HATHWAY MANTRA CABLE & DATACOM PRIVATE LIMITED**

**Significant accounting policies and notes on accounts**

Deferred tax relating to items recognised outside the statement of profit and loss is recognised outside the statement of profit and loss. Deferred tax items are recognised in correlation to the underlying transaction either in other comprehensive income or directly in equity.

The break-up of the major components of the deferred tax assets and liabilities as at balance sheet date has been arrived at after setting off deferred tax assets and liabilities where the Company have a legally enforceable right to set-off assets against liabilities.


**1.12 Earnings Per Share (EPS)**

Basic earnings per share are calculated by dividing the net profit or loss for the period attributable to equity shareholders by the weighted average number of equity shares outstanding during the period.

For the purpose of calculating diluted earnings per share, the net profit or loss for the period attributable to equity shareholders and the weighted average number of shares outstanding during the period are adjusted for the effects of all dilutive potential equity shares.

**1.13 Rounding Of Amounts**

All amounts disclosed in the standalone financial statements and notes have been rounded off to the nearest lakhs, except where otherwise indicated.



**HATHWAY MANTRA CABLE & DATACOM PRIVATE LIMITED**

**NOTES TO THE FINANCIAL STATEMENTS**

(All Amounts are Rupees in Lakhs unless otherwise stated)

2.01 PROPERTY, PLANT AND EQUIPMENT	Gross Block ( at Cost )			Depreciation/Amortisation/Impairment				Net Block		
	As at 01-04-2018	Additions during the Year	As at 31-03-2019	As at 01-04-2018	Additions during the Year	Deductions during the Year	Other Adjustments	As at 31-03-2019	As at 31-03-2019	As at 31-03-2018
Plant and Machinery	3.34	-	3.34	1.16	0.32	-	-	1.48	1.86	2.18
Distribution Equipments	108.45	5.34	113.79	19.88	6.09	-	-	25.97	87.82	88.57
Air Conditioners	3.81	-	3.81	2.00	0.69	-	-	2.69	0.92	1.61
Furniture & Fixtures	0.19	-	0.19	0.04	0.02	-	-	0.08	0.13	0.15
Computers	1.56	-	1.56	1.43	0.01	-	-	1.43	0.13	0.14
Motor Vehicles	0.56	-	0.56	0.05	0.05	-	-	0.12	0.45	0.50
<b>Total</b>	<b>117.71</b>	<b>5.34</b>	<b>123.06</b>	<b>24.57</b>	<b>7.17</b>	<b>-</b>	<b>-</b>	<b>31.75</b>	<b>91.31</b>	<b>93.14</b>

F.Y. 2017-18

2.01 PROPERTY, PLANT AND EQUIPMENT	Gross Block ( at Cost )			Depreciation/Amortisation/Impairment				Net Block		
	As at 01-04-2017	Additions during the year	As at 31-03-2018	As at 01-04-2017	Additions during the year	Deductions during the year	Other Adjustments	As at 31-03-2018	As at 31-03-2018	As at 31-03-2017
Plant and Machinery	3.34	-	3.34	0.82	0.35	-	-	1.16	2.18	2.52
Distribution Equipments	105.31	3.14	108.45	13.13	6.74	-	-	19.88	88.57	92.17
Air Conditioners	3.81	-	3.81	1.32	0.69	-	-	2.00	1.61	2.30
Furniture & Fixtures	0.19	-	0.19	0.02	0.02	-	-	0.04	0.15	0.16
Computers	1.56	-	1.56	1.41	0.02	-	-	1.43	0.14	0.15
Motor Vehicles	0.56	-	0.56	0.01	0.05	-	-	0.06	0.50	0.56
<b>Total</b>	<b>114.57</b>	<b>3.14</b>	<b>117.71</b>	<b>16.71</b>	<b>7.87</b>	<b>-</b>	<b>-</b>	<b>24.57</b>	<b>93.14</b>	<b>97.87</b>





**HATHWAY MANTRA CABLE & DATACOM PRIVATE LIMITED**


**NOTES TO THE FINANCIAL STATEMENTS**

(All Amounts are Rupees in Lakhs unless otherwise stated)

2.01 PROPERTY, PLANT AND EQUIPMENT	Gross Block ( at Cost )			Depreciation/Amortisation/Impairment					Net Block	
	As at 01-04-2018	Additions during the Year	As at 31-03-2019	As at 01-04-2018	Additions during the Year	Deductions during the Year	Other Adjustments	As at 31-03-2019	As at 31-03-2019	As at 31-03-2018
Plant and Machinery	3.34	-	3.34	1.16	0.32	-	-	1.48	1.86	2.18
Distribution Equipments	108.45	5.34	113.79	19.88	6.09	-	-	25.97	87.82	88.57
Air Conditioners	3.81	-	3.81	2.00	0.69	-	-	2.69	0.82	1.61
Furniture & Fixtures	0.19	-	0.19	0.04	0.02	-	-	0.06	0.13	0.15
Computers	1.56	-	1.56	1.43	0.01	-	-	1.43	0.13	0.14
Motor Vehicles	0.56	-	0.56	0.06	0.05	-	-	0.12	0.45	0.50
<b>Total</b>	<b>117.71</b>	<b>5.34</b>	<b>123.06</b>	<b>24.67</b>	<b>7.17</b>	<b>-</b>	<b>-</b>	<b>31.76</b>	<b>91.31</b>	<b>93.14</b>

F.Y. 2017-18

2.01 PROPERTY, PLANT AND EQUIPMENT	Gross Block ( at Cost )			Depreciation/Amortisation/Impairment					Net Block	
	As at 01-04-2017	Additions during the year	As at 31-03-2018	As at 01-04-2017	Additions during the year	Deductions during the year	Other Adjustments	As at 31-03-2018	As at 31-03-2018	As at 31-03-2017
Plant and Machinery	3.34	-	3.34	0.82	0.35	-	-	1.16	2.18	2.52
Distribution Equipments	105.31	3.14	108.45	13.13	6.74	-	-	19.88	88.57	92.17
Air Conditioners	3.61	-	3.61	1.32	0.69	-	-	2.00	1.61	2.30
Furniture & Fixtures	0.19	-	0.19	0.02	0.02	-	-	0.04	0.15	0.16
Computers	1.56	-	1.56	1.41	0.02	-	-	1.43	0.14	0.15
Motor Vehicles	0.56	-	0.56	0.01	0.05	-	-	0.06	0.50	0.56
<b>Total</b>	<b>114.57</b>	<b>3.14</b>	<b>117.71</b>	<b>16.71</b>	<b>7.67</b>	<b>-</b>	<b>-</b>	<b>24.67</b>	<b>93.14</b>	<b>97.87</b>



**HATHWAY MANTRA CABLE & DATACOM PRIVATE LIMITED**

**NOTES TO THE FINANCIAL STATEMENTS**

(All Amounts are Rupees in Lakhs unless otherwise stated)

2.02 DEFERRED TAX ASSETS (NET)	As at	
	March 31, 2019	March 31, 2018
Deferred Tax Assets in relation to:		
Trade Receivables	7.95	7.15
	<b>7.95</b>	<b>7.15</b>
Deferred Tax Liabilities in relation to:		
Property, Plant and Equipment	7.95	7.15
	<b>7.95</b>	<b>7.15</b>
<b>NET DEFERRED TAX ASSETS</b>	<b>-</b>	<b>-</b>

Note : Refer Note No. 4.08

2.03 OTHER ASSETS	Non Current		Current	
	As at		As at	
	March 31, 2019	March 31, 2018	March 31, 2019	March 31, 2018
<b>ADVANCES OTHER THAN CAPITAL ADVANCES</b>				
Unsecured, considered good unless stated otherwise				
Prepaid expenses	-	-	0.01	-
Advance to Suppliers	-	-	6.99	-
Staff Advances*	-	-	0.35	0.00
Advance Income Tax (Net of Provision)	61.64	71.70	-	-
GST Claimable	-	-	150.13	74.02
	<b>61.64</b>	<b>71.70</b>	<b>157.49</b>	<b>74.02</b>

\*Rs 462/- as on 31.03.2018


2.04 TRADE RECEIVABLES (UNSECURED)	Current	
	As at	
	March 31, 2019	March 31, 2018
Considered good	576.68	395.08
Less : Allowance on doubtful debts (Expected Credit Loss)	329.32	257.31
	<b>247.36</b>	<b>137.77</b>

Note: No amount is receivable from any of the directors or officers of the Company, severally or jointly with any other person, or from firm where such director is a partner or from private companies where such director is a member.

2.05 CASH AND CASH EQUIVALENTS	Current	
	As at	
	March 31, 2019	March 31, 2018
Balance with Bank:		
In Current Account	239.95	421.66
Cash in hand	42.18	29.55
	<b>282.13</b>	<b>451.21</b>

2.06 LOANS	Current	
	As at	
	March 31, 2019	March 31, 2018
Unsecured, considered good unless stated otherwise		
Security Deposits - Rent	6.84	6.84
	<b>6.84</b>	<b>6.84</b>

2.07 CURRENT TAX ASSETS (NET)	Current	
	As at	
	March 31, 2019	March 31, 2018
Advance Income Tax (Net of Provision)	84.21	97.31
	<b>84.21</b>	<b>97.31</b>



**HATHWAY MANTRA CABLE & DATACOM PRIVATE LIMITED**
**NOTES TO THE FINANCIAL STATEMENTS**

(All Amounts are Rupees in Lakhs unless otherwise stated)

2.08 EQUITY SHARE CAPITAL	As at	
	March 31, 2019	March 31, 2018
<b>Authorised Capital</b> 10,000 (March 31, 2018; 10,000 ) equity shares of face value Rs 10 each	1.00	1.00
	1.00	1.00
<b>Issued, Subscribed and Paid up Capital</b> 10,000 (March 31, 2018; 10,000 ) equity shares of face value Rs 10 each	1.00	1.00
	1.00	1.00

**a) Reconciliation of the number of shares outstanding as at the beginning and end of the reporting period:**

Particulars	As at		As at	
	March 31, 2019		March 31, 2018	
	Number	Amount	Number	Amount
<b>Equity Shares of Rs.10 each</b>				
Shares Outstanding at the beginning of the year	10,000	1.00	10,000	1.00
Shares Outstanding at the end of the year	10,000	1.00	10,000	1.00

**b) The details of shareholders holding more than 5% shares in the Company:**

Particulars	As at		As at	
	March 31, 2019		March 31, 2018	
	No. of Shares held	% of Holding	No. of Shares held	% of Holding
<b>Equity Shares of Rs. 10 each</b>				
Hathway Cable and Datacom Limited - Holding Company	9,900	99%	9,900	99%


**c) Shares in respect of each class in the Company held by its holding Company or its ultimate holding company including shares held by subsidiaries or associates of holding company or the ultimately holding company in aggregate :**

Particulars	As at		As at	
	March 31, 2019		March 31, 2018	
	No. of Shares held	Amount	No. of Shares held	Amount
<b>Equity Shares of Rs. 10 each</b>				
Hathway Cable and Datacom Limited - Holding Company	9,900	0.99	9,900	0.99

**d) Rights, Preference and restrictions attached to Shares;**
**Terms/ Rights attached to Equity Shares:**

The Company has only one class of equity shares having face value of Rs. 10 (March'18 Rs. 10/-) per share. Each holder of equity shares is entitled to one vote per fully paid share. In the event of liquidation of the Company, the holders of equity shares will be entitled to receive remaining assets of the Company, after distribution of all preferential amounts, in proportion to the number of equity shares held by the shareholders.

2.09 OTHER EQUITY	As at	
	March 31, 2019	March 31, 2018
<b>Quasi Equity</b>		
Balance as at the beginning of the year	209.04	209.04
Balance as at the end of the year	209.04	209.04
<b>Retained earnings</b>		
Balance at the beginning of the year	(1,485.89)	(706.38)
Add : Net Profit/ (Loss) for the year	(595.15)	(779.51)
Balance as at the end of the year	(2,081.04)	(1,485.89)
<b>Balance at the end of the Year</b>	(1,872.00)	(1,276.85)



**HATHWAY MANTRA CABLE & DATACOM PRIVATE LIMITED**
**NOTES TO THE FINANCIAL STATEMENTS**

(All Amounts are Rupees in Lakhs unless otherwise stated)

2.10 BORROWINGS	Non Current	
	As at	
	March 31, 2019	March 31, 2018
Unsecured		
Loan from Hathway Cable and Datacom Limited	750.30	672.92
	<b>750.30</b>	<b>672.92</b>

2.11 TRADE PAYABLES	Current	
	As at	
	March 31, 2019	March 31, 2018
Trade Payables		
Micro and Small Enterprises		
Micro and Small Enterprises (Refer to Note no. 4.07)		
Others	1,962.52	1,438.73
	<b>1,962.52</b>	<b>1,438.73</b>

2.12 OTHER FINANCIAL LIABILITIES	Current	
	As at	
	March 31, 2019	March 31, 2018
Payables for acquisition of Property, Plant and Equipment	43.42	43.42
Other Financial Liabilities	10.27	10.74
	<b>53.69</b>	<b>54.16</b>

2.13 OTHER CURRENT LIABILITIES	Current	
	As at	
	March 31, 2019	March 31, 2018
Advance from Customers	9.77	7.55
Statutory Payables	25.70	34.48
	<b>35.47</b>	<b>42.03</b>



**HATHWAY MANTRA CABLE & DATACOM PRIVATE LIMITED**

**NOTES TO THE FINANCIAL STATEMENTS**

(All Amounts are Rupees in Lakhs unless otherwise stated)

3.01 REVENUE FROM OPERATIONS	Year ended	
	March 31, 2019	March 31, 2018
Sale of services		
Subscription Income	1,552.41	1,454.60
	<b>1,552.41</b>	<b>1,454.60</b>

3.02 OTHER INCOME	Year ended	
	March 31, 2019	March 31, 2018
Interest on Income Tax Refund	9.24	0.05
	<b>9.24</b>	<b>0.05</b>

3.03 OPERATIONAL EXPENSES	Year ended	
	March 31, 2019	March 31, 2018
Feed charges	1,169.36	1,181.07
Other Sundry Operational Cost	11.78	10.14
Repairs & Maintenance ( Plant & Machinery )	11.66	11.20
Rent	27.36	27.39
Consultancy & Technical Fees	378.33	253.64
Decoder Activation Charges	41.74	-
Freight & Octroi Charges	0.10	0.42
Digital STB Subscription Expense	263.70	264.03
	<b>1,904.03</b>	<b>1,747.89</b>

3.04 EMPLOYEE BENEFITS EXPENSE	Year ended	
	March 31, 2019	March 31, 2018
Salaries	70.16	69.73
Staff Welfare	1.68	1.62
	<b>71.84</b>	<b>71.34</b>

3.05 FINANCE COST	Year ended	
	March 31, 2019	March 31, 2018
Bank Charges	0.62	0.61
Other Financial Charges	0.47	-
Unwinding Interest on NPV of Borrowing (IND AS)	77.39	69.40
	<b>78.48</b>	<b>70.02</b>

3.06 DEPRECIATION AND AMORTISATION	Year ended	
	March 31, 2019	March 31, 2018
Depreciation on Property, Plant and Equipment	7.17	7.87
	<b>7.17</b>	<b>7.87</b>

3.07 OTHER EXPENSES	Year ended	
	March 31, 2019	March 31, 2018
Allowance on doubtful debts (Expected Credit Loss)	72.01	161.99
Rates & taxes	0.03	0.11
Office Expenses	1.43	4.76
Legal & Professional Charges	0.37	0.37
Repairs & Maintenance (Others)	12.12	12.02
Communication Charges	0.18	0.19
Travelling & Conveyance	3.17	2.94
Printing & Stationery	0.28	0.42
Miscellaneous Expenses	0.08	0.06
Business Promotion Expenses	2.67	2.23
Interest on Taxes	1.75	2.25
Sundry Balances Written Off (Net)*	0.00	148.69
<b>Auditor's Remuneration</b>		
Statutory Audit Fees	0.75	0.75
Tax Audit Fees	0.25	0.25
Out of pocket expenses	0.19	-
	<b>95.28</b>	<b>337.03</b>

\* Service Tax written off net of Sundry Creditors written back in F.Y. 2017-18



**HATHWAY MANTRA CABLE & DATACOM PRIVATE LIMITED****NOTES TO THE FINANCIAL STATEMENTS FOR THE YEAR ENDED ON MARCH 31, 2019**  
(All Amounts are Rupees in Lakhs unless otherwise stated)**4.01 CONTINGENT LIABILITIES**

There is no claims against the Company which can be acknowledged as debts.

**4.02 SEGMENTAL REPORTING**

As the company's business activity falls within a single business segment in terms of Ind AS 108 on "Operating Segments" and the revenue substantially being from the domestic market, the financial statement are reflective of the information required by Ind AS 108.

**4.03 RELATED PARTY DISCLOSURES****Names of related parties and related party relationship-where control exists**

Hathway Cable and Datacom Limited - Holding Company

**Others**


Fellow Subsidiaries:

Hathway Digital Pvt. Ltd. (FKA: Hathway Central Datacom Pvt. Ltd.)

**Related Party Transactions**

The transactions with related parties and the closing balances due to/from parties are as follows.

Particulars	Year Ended	
	March 31, 2019	March 31, 2018
<b>INCOME</b>		
<b>Subscription Income</b>		
Hathway Digital Pvt. Ltd. (FKA: Hathway Central Datacom Pvt. Ltd.)	601.13	700.31
<b>EXPENSES</b>		
<b>Feed Charges</b>		
Hathway Digital Pvt. Ltd. (FKA: Hathway Central Datacom Pvt. Ltd.)	1,169.36	1,181.07
<b>Digital STB Subscription Expense</b>		
Hathway Digital Pvt. Ltd. (FKA: Hathway Central Datacom Pvt. Ltd.)	263.70	264.03
<b>Activation Charges</b>		
Hathway Digital Pvt. Ltd. (FKA: Hathway Central Datacom Pvt. Ltd.)	41.74	-
<b>Unwinding Interest on NPV of Borrowing (IND AS)</b>		
Hathway Cable and Datacom Ltd.	77.39	69.40
<b>CLOSING BALANCES</b>		
<b>Borrowings</b>		
Hathway Cable and Datacom Ltd.	750.30	672.92
<b>Trade Payables</b>		
Hathway Digital Pvt. Ltd. (FKA: Hathway Central Datacom Pvt. Ltd.)	1,962.52	1,438.73
<b>Quasi Equity</b>		
Hathway Cable and Datacom Ltd.	209.04	209.04



**HATHWAY MANTRA CABLE & DATACOM PRIVATE LIMITED**
**NOTES TO THE FINANCIAL STATEMENTS**

(All Amounts are Rupees in Lakhs unless otherwise stated)

**4.04 LEASES**
**Operating Leases (As Lessee):**

Operating Leases (As Lessee): The Company's significant leasing arrangements in terms of IND AS 17 are in respect of Operating Leases for Premises. These leasing arrangements, which are cancellable in nature range between 11 months to 36 months and are renewable by mutual consent.

Details of Cancellable Leases are as under:

The treatment of the rental by the Company is as under:

Rental Expenses debited to the Statement of Profit and Loss Rs. 27.36 Lakh (Rs. 27.39 Lakh; March 31, 2018)

**4.05 EARNINGS \ (LOSS) PER SHARE**

Particulars	Year Ended	
	March 31, 2019	March 31, 2018
Profit \ (Loss) after tax	(595.15)	(779.51)
Weighted / Adjusted No. of ordinary shares (No.'s) used as denominator for calculating Basic/ Diluted EPS	10,000	10,000
Nominal value of ordinary shares (Rs.) (Face Value restated)	10.00	10.00
EPS - Basic & Diluted (Rupees)	(5.951.51)	(7.795.10)

**4.06 Disclosure Under MSME Development Act, 2006:**


The Disclosure under MSME Act 2006 is as under

Particulars	Year Ended	
	March 31, 2019	March 31, 2018
(a) the principal amount and the interest due thereon remaining unpaid to any supplier at the end of accounting year;	Nil	Nil
(b) the amount of interest paid by the buyer in terms of section 16 of the Micro, Small and Medium Enterprises Development Act, 2006, along with the amount of the payment made to the supplier beyond the appointed day during the accounting year;	Nil	Nil
(c) the amount of interest due and payable for the period of delay in making payment (which have been paid but beyond the appointed day during the year) but without adding the interest specified under the Micro, Small and Medium Enterprises Development Act, 2006;	Nil	Nil
(d) the amount of interest accrued and remaining unpaid at the end of each accounting year; and	Nil	Nil
(e) the amount of further interest remaining due and payable even in the succeeding years, until such date when the interest dues above are actually paid to the small enterprise, for the purpose of disallowance of a deductible expenditure under section 23 of the Micro, Small and Medium Enterprises Development Act, 2006.	Nil	Nil

4.07 In the absence of reasonable certainty of availability of future taxable profits against which the deferred tax assets can be adjusted, the Company has recognised deferred tax assets to the extent of deferred tax liability available. (Refer to Note 2.02)

**Expiry schedule of deferred tax assets not recognised is as under :**

Particulars	2019-20	2020-21	2021-22	2022-23	2023-24	Beyond 5	Indefinite	Total
Business losses	-	-	23.71	26.55	82.88	251.89	-	385.03
Tax Losses:								
Unabsorbed depreciation	-	-	-	-	-	-	15.00	15.00
Deductible temporary difference:								
Trade Receivable	-	-	-	-	-	-	77.67	77.67
<b>Total</b>	-	-	<b>23.71</b>	<b>26.55</b>	<b>82.88</b>	<b>251.89</b>	<b>92.68</b>	<b>477.71</b>



**HATHWAY MANTRA CABLE & DATACOM PRIVATE LIMITED**
**NOTES TO THE FINANCIAL STATEMENTS**

(All Amounts are Rupees in Lakhs unless otherwise stated)

**4.08 Capital Management**

The Holding Company has undertaken to provide financial support that may be required in Company's obligation towards third parties. Further in view of losses incurred by the Company there is material uncertainties regarding the Company's ability to continue as going concern and repay loans provided by holding Company. In such circumstances, Going Concern Basis of Accounting has not been adopted by the management for the preparation of financial statements. The above financial statements show shortfall of Rs.1871/- Lacs when asset of the Company are compared with its liabilities on realisation basis

Particulars	As at	
	March 31, 2019	March 31, 2018
Equity	1.00	1.00
Loans taken	750.30	672.92
<b>Total</b>	<b>751.30</b>	<b>673.92</b>

**4.09 Financial Instruments : Accounting classifications, Fair value measurements, Financial Risk management**
**(i) Methods and assumptions used to estimate the fair values**

The fair values of the financial assets and liabilities are included at the amount at which the instrument could be exchanged in a current transaction between willing parties, other than in a forced or liquidation sale.

The carrying amounts of trade receivables, cash and cash equivalents, short term deposits, trade payables, plant and equipment, short term loans are considered to be the same as their fair values, due to their short-term nature.

**(ii) Categories of financial instruments and fair value hierarchy**

The Company uses the following hierarchy for determining and disclosing the fair value of financial instruments by valuation technique:

Level 1: unadjusted quoted prices in active markets for identical assets or liabilities.

Level 2: inputs other than quoted price included within Level 1 that are observable for the asset or liability, either directly (i.e. as prices) or indirectly (i.e. derived from prices)

Level 3: unobservable inputs from assets and liability

Particulars	March 31, 2019		March 31, 2018		Fair value hierarchy
	Carrying values	Fair value	Carrying values	Fair value	
<b>Financial assets</b>					
Measured at amortised cost					
Trade receivables	247.36	247.36	137.77	137.77	Level 3
Security deposits (Current)	6.84	6.84	6.84	6.84	Level 3
Cash and cash equivalents	282.13	282.13	451.21	451.21	Level 3
<b>Financial liabilities</b>					
Measured at amortised cost					
Borrowings	750.30	750.30	672.92	672.92	Level 3
Trade payables	1,962.52	1,962.52	1,438.73	1,438.73	Level 3
Other financial liabilities	53.69	53.69	54.16	54.16	Level 3

**(iii) Financial Risk Management**

The Company's activities are less exposed to liquidity risk and credit risk.


Risk	Exposure arising from	Measurement	Management
1) Credit risk	Cash and cash equivalents, trade receivables, financial assets measured at amortised cost.	Aging analysis	Diversification of bank deposits, credit limits
2) Liquidity Risk	Borrowings and other liabilities	Rolling cash flow forecasts	Availability of committed credit lines and borrowings facilities.

The Company's risk management is carried out under policies approved by the board of directors.

**Credit Risk Management**

Credit risk arises from the possibility that counter party will cause financial loss to the company by failing to discharge its obligation as agreed. To manage this, the Company periodically assesses the financial reliability of customers, taking into account the financial condition, current economic trends, and analysis of historical bad debts and ageing of accounts receivable. Individual risk limits are set accordingly.

Particulars	As at	
	March 31, 2019	March 31, 2018
Financial assets for which loss allowance is measured using Life time Expected Credit Losses (ECL)		
Trade receivables	576.68	395.08





**HATHWAY MANTRA CABLE & DATACOM PRIVATE LIMITED****NOTES TO THE FINANCIAL STATEMENTS**

(All Amounts are Rupees in Lakhs unless otherwise stated)

Age of receivables (Gross)	As at	
	March 31, 2019	March 31, 2018
1-90 days past due	156.59	72.72
91-180 days past due	86.02	2.51
181-365 days past due	28.21	8.56
More than 365 days past due	305.86	311.29

Movement in the expected credit loss allowance	March 31, 2019	March 31, 2018
	Balance at beginning of the year	257.31
Movement in expected credit loss allowance on trade receivables calculated at lifetime	72.01	161.99
Balance at end of the year	329.32	257.31

The concentration of credit risk is limited due to the fact that the customer base is large and unrelated.

**Liquidity risk**

Liquidity risk is defined as the risk that the company will encounter difficulty in meeting obligations associated with financial liabilities that are settled by delivering cash or another financial asset.

Management monitors rolling forecasts of the entity's liquidity position (comprising the undrawn borrowing facilities below) and cash and cash equivalents on the basis of expected cash flows.

**Financing arrangements**

The Holding Company has committed to provide necessary financial support.

**Maturities of financial liabilities**

The table below provides details regarding the remaining contractual maturities of financial liabilities at the reporting date based on contractual undiscounted payments.

As at March 31, 2019	less than 1 year	1 to 5 year	Total
<b>Non-Derivatives</b>			
Trade payables	1,962.52	-	1962.52
Long term borrowings	750.30	-	750.30
Other financial liabilities	53.69	-	53.69
	2,766.51	-	2,766.51

As at March 31, 2018	less than 1 year	1 to 5 year	Total
<b>Non-Derivatives</b>			
Trade payables	1,438.73	-	1438.73
Long term borrowings	672.92	-	672.92
Other financial liabilities	54.16	-	54.16
	2,165.81	-	2,165.81

4.10 Previous year figures have been rearranged and regrouped, wherever necessary.

As per our report of even date  
For Gupta Navin K. & Co.  
Chartered Accountants  
Firm's Registration No. 006263C

NK Gupta  
Partner  
Membership No. 075030



For and on behalf of the Board of Directors of  
Hathway Mantra Cable & Datacom Private Limited

*Sunil Sethi*

Sunil Sethi  
Director  
DIN : 07777524

*Mayur Govindbhai Kanani*

Mayur Govindbhai Kanani  
Director  
DIN : 06590372

Place: Gwalior  
Dated : 02.04.2019

Place : Mumbai  
Dated : 02.04.2019